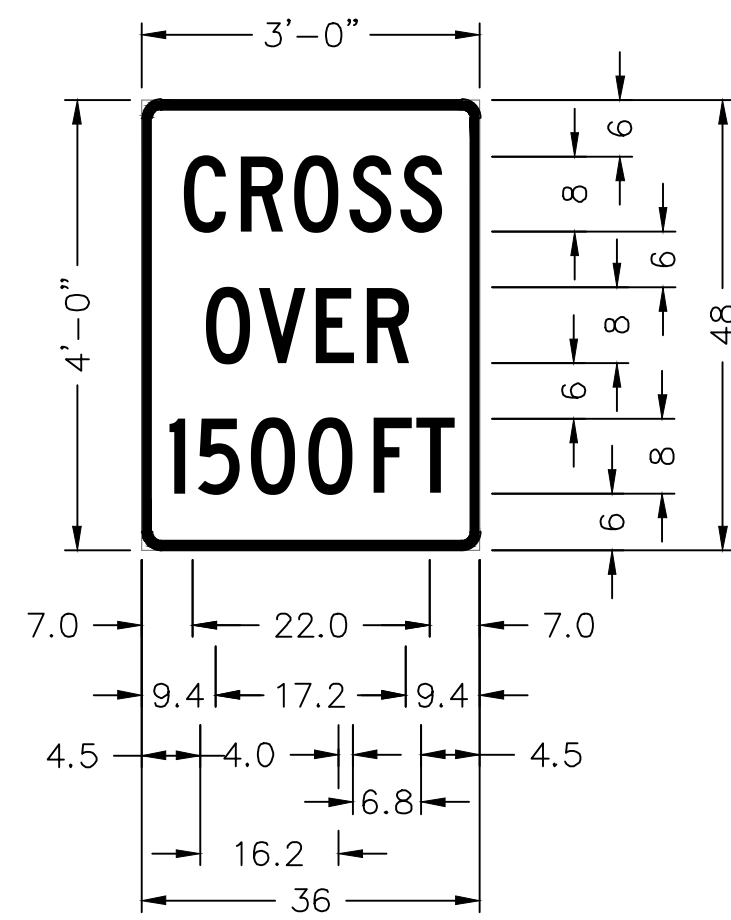


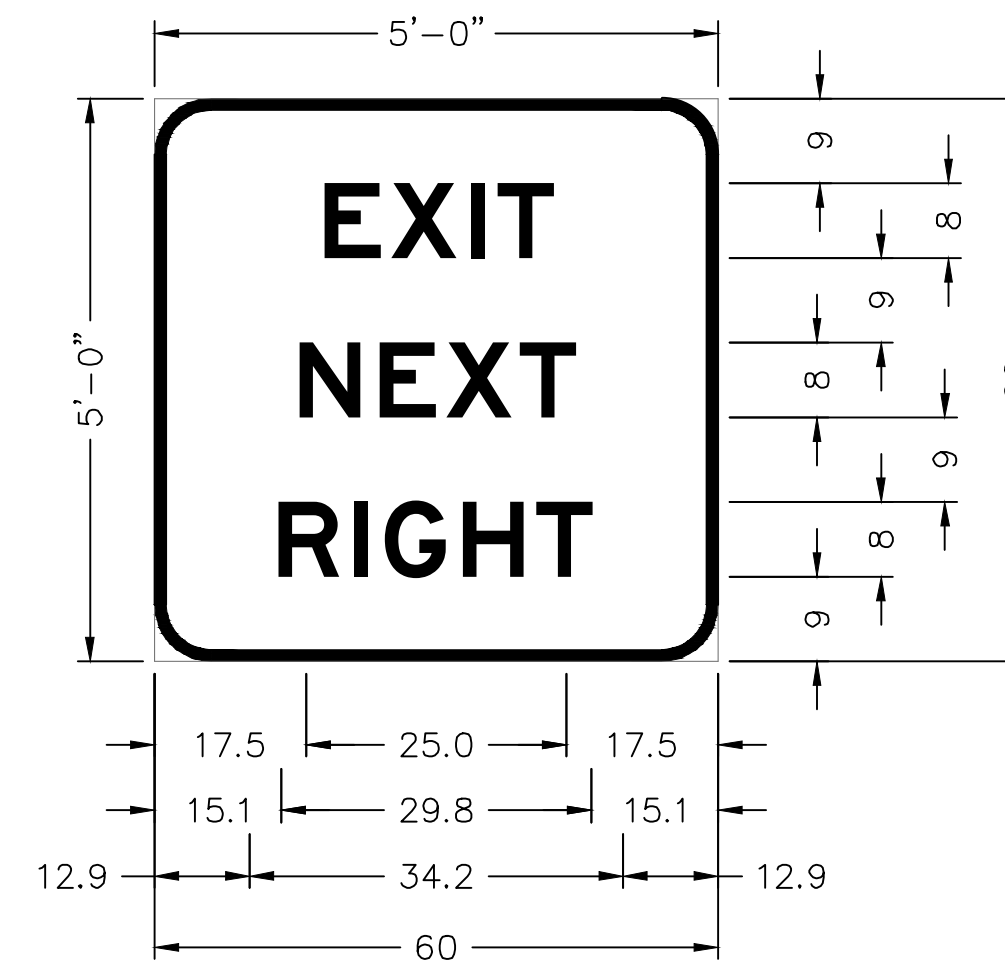
**MPT-01**  
1.0" Border With 2.0" Radius  
Black on Orange

8" LET. (SERIES B)	8" LET. (SERIES B)	8" LET. (SERIES B)
7.0 -	9.4 -	6.1 -
4.6 - C	4.8 - O	4.6 - 5
4.6 - R	4.9 - V	4.8 - 0
4.8 - O	4.2 - E	3.6 - 0
4.6 - S	3.3 - R	4.0 -
3.4 - S	9.4 -	3.8 - F
7.0 -	36.0	3.0 - T
36.0		6.1 -
		36.0



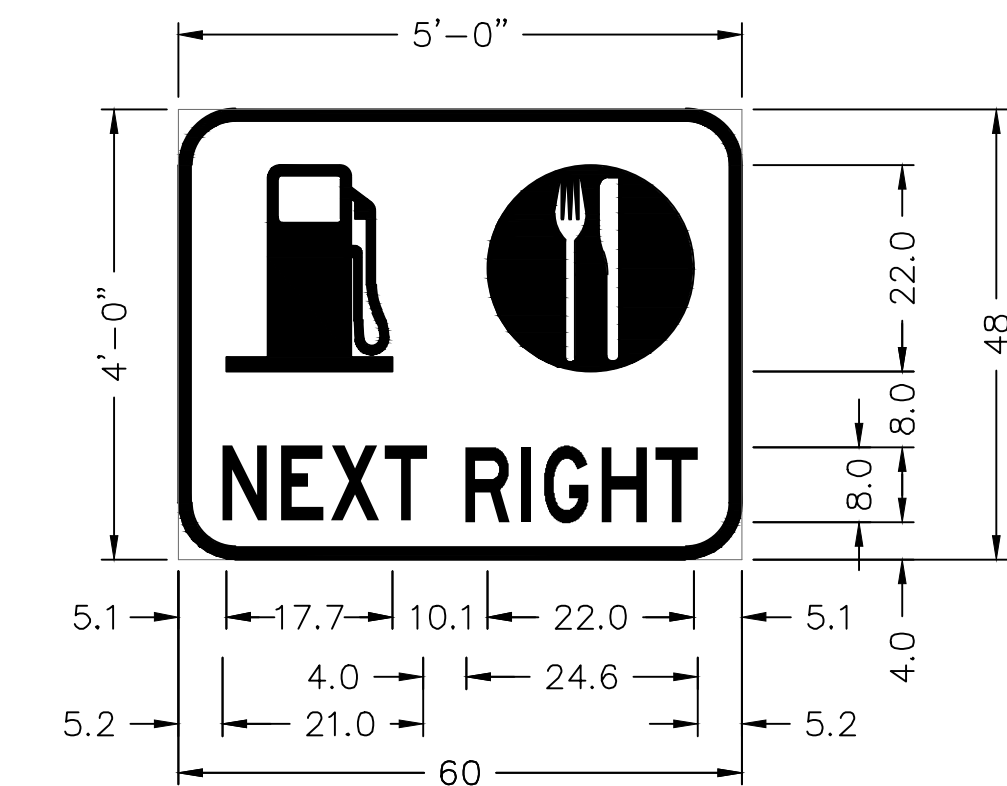
**MPT-03**  
1.0" Border With 2.0" Radius  
Black on Orange

8" LET. (SERIES B)	8" LET. (SERIES B)	8" LET. (SERIES B)
7.0 -	9.4 -	4.5 -
4.6 - C	4.8 - O	3.1 - 1
4.6 - R	4.9 - V	4.6 - 5
4.8 - O	4.2 - E	4.8 - 0
4.6 - S	3.3 - R	3.7 - 0
3.4 - S	9.4 -	4.0 -
7.0 -	36.0	3.8 - F
36.0		3.0 - T
		4.5 -
		36.0



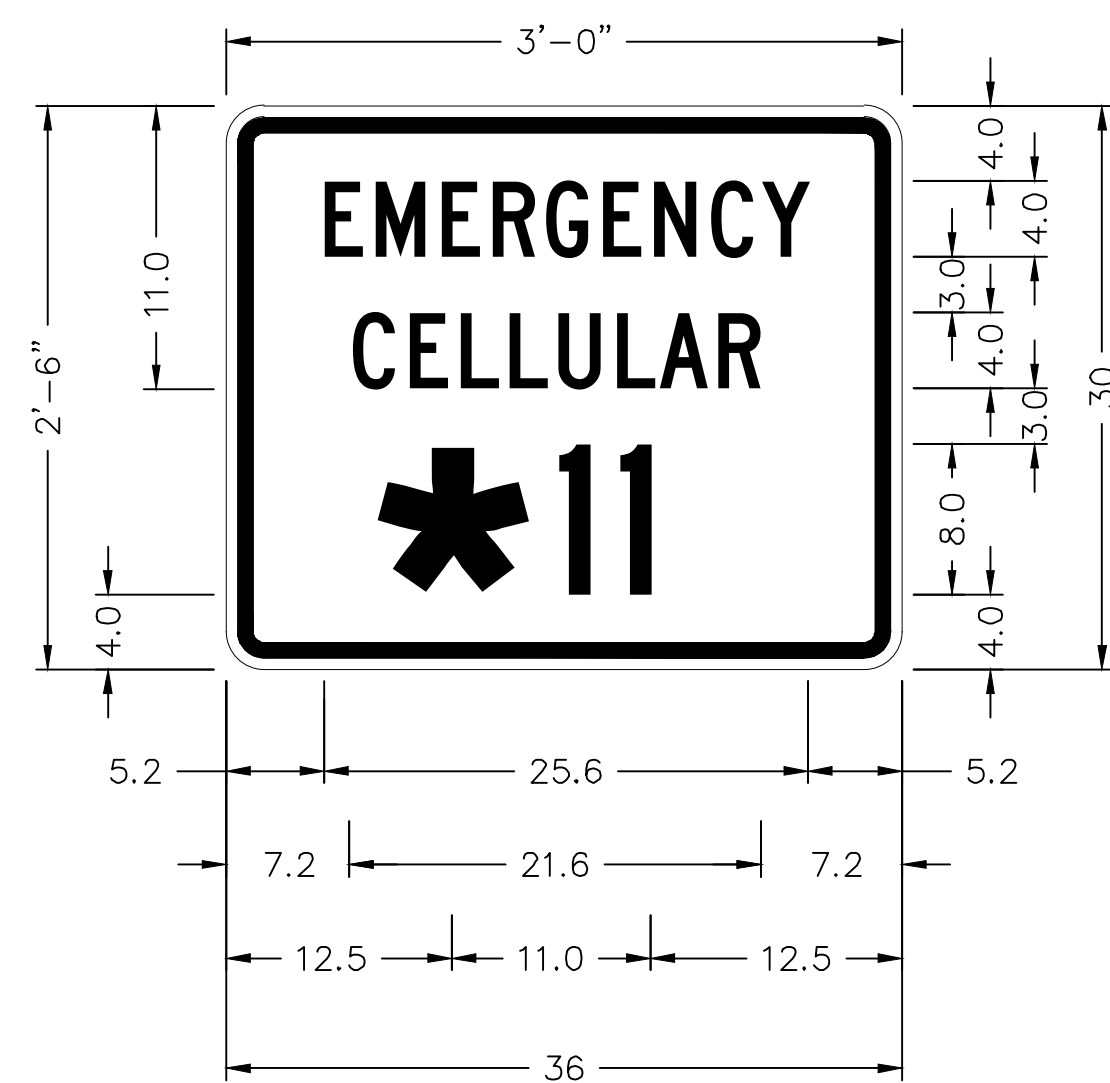
**MPT-05**  
1.3" Border With 6.0" Radius  
White on Green

8" LET. (SERIES E)	8" LET. (SERIES E)	8" LET. (SERIES E)
17.5 -	15.1 -	12.9 -
7.6 - E	8.4 - N	8.4 - R
8.5 - X	7.5 - E	3.5 - I
3.0 - I	7.9 - X	8.4 - G
5.9 - T	5.9 - T	8.0 - H
17.5 -	15.1 -	5.9 - T
60.0	60.0	12.9 -
		60.0



**MPT-07**  
1.3" Border With 6.0" Radius  
White on Blue

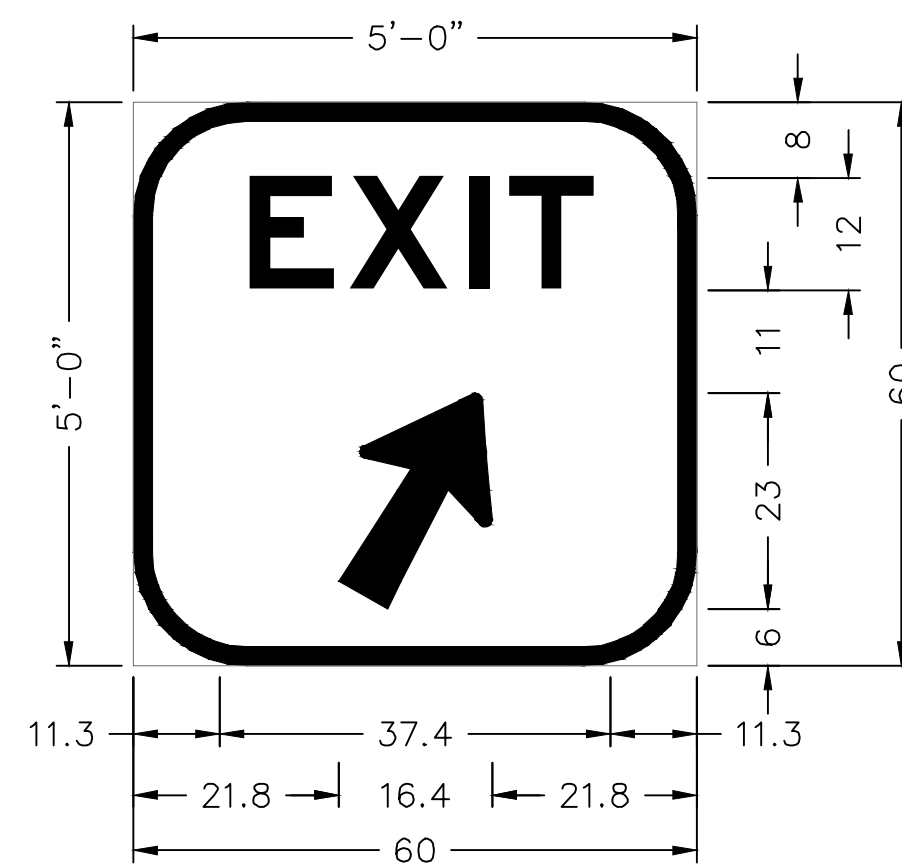
8" LET. (SERIES C)	8" LET. (SERIES C)
5.1 -	5.2 -
17.7 - FUEL	6.0 - N
10.1	5.4 - E
22.0 - FOOD	5.6 - X
5.1 -	4.0 - T
60.0	4.0 -
	6.0 - R
	2.8 - I
	6.1 - G
	5.7 - H
	4.0 - T
	5.2 -
	60.0



**D12-14A**  
0.6" Margin With 0.8" Border  
White on Blue  
4" LET. (SERIES C)  
8" LET. (SERIES C)

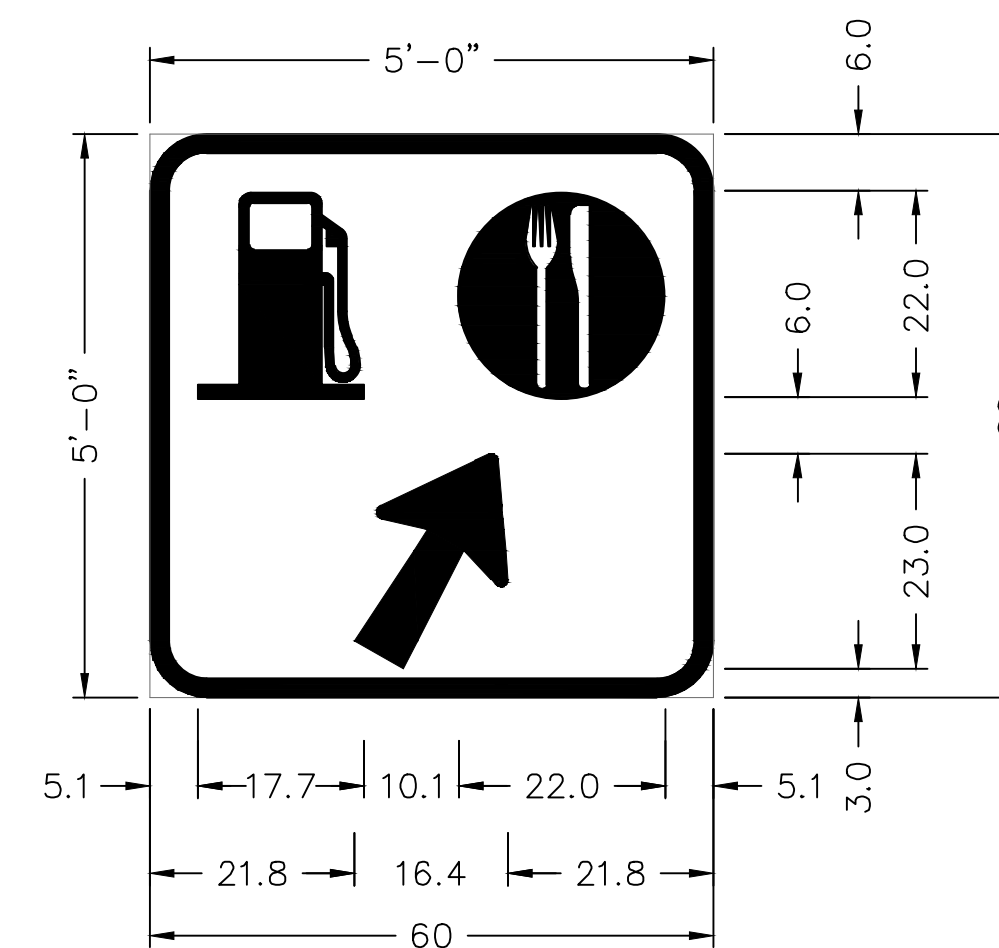
4" LET. (SERIES C)	4" LET. (SERIES C)	8" LET. (SERIES C)
5.2 -	7.2 -	10.0 -
2.7 - E	2.9 - C	11.0 - *
3.4 - M	2.7 - E	3.3 - 1
2.7 - E	2.7 - L	1.6 - 1
2.9 - R	2.6 - L	10.1 -
3.0 - G	3.1 - U	36.0
2.7 - E	2.2 - L	
3.0 - N	3.2 - A	
2.7 - C	2.2 - R	
2.5 - Y	7.2 -	
5.2 -	36.0	
36.0		

NOTE:  
THE ACTUAL HEIGHT OF THE ASTERISK IN "\*11"  
IS 8 INCHES.



**MPT-06**  
2.0" Border With 12.0" Radius  
White on Green


12" LET. (SERIES E)	12" LET. (SERIES E)
11.3 -	21.8 -
11.3 - E	16.4 - ARROW
12.8 - X	21.8 -
4.5 - I	60.0
8.8 - T	
11.3 -	
60.0	



**MPT-08**  
2.0" Border With 6.0" Radius  
White on Blue

8" LET. (SERIES C)	8" LET. (SERIES C)
5.1 -	21.8 -
17.7 - FUEL	16.4 - ARROW
10.1	21.8 -
22.0 - FOOD	60.0
5.1 -	
60.0	

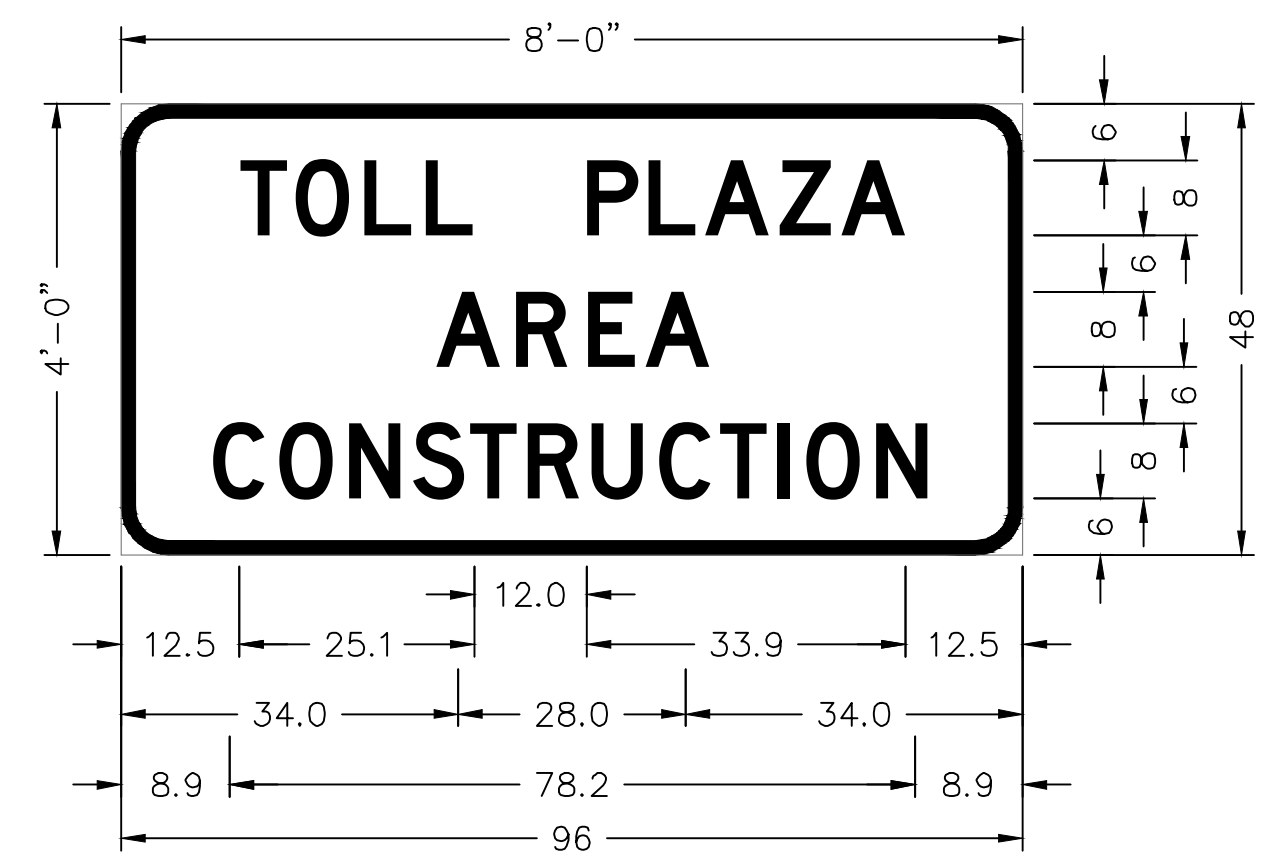
NOTES:  
1. ALL SIGN DIMENSIONS ARE IN INCHES, UNLESS NOTED OTHERWISE.  
2. SIGN SHOWN IS NOT TO SCALE.



RECOMMENDED: DECEMBER 31, 2019  
*Gary L. Smith*  
 ASSISTANT CHIEF ENGINEER - DESIGN  
 APPROVED: DECEMBER 30, 2019  
*[Signature]*  
 CHIEF ENGINEER

CONSTRUCTION AND MAINTENANCE  
 MAINTENANCE AND PROTECTION OF TRAFFIC  
 SIGN FABRICATION

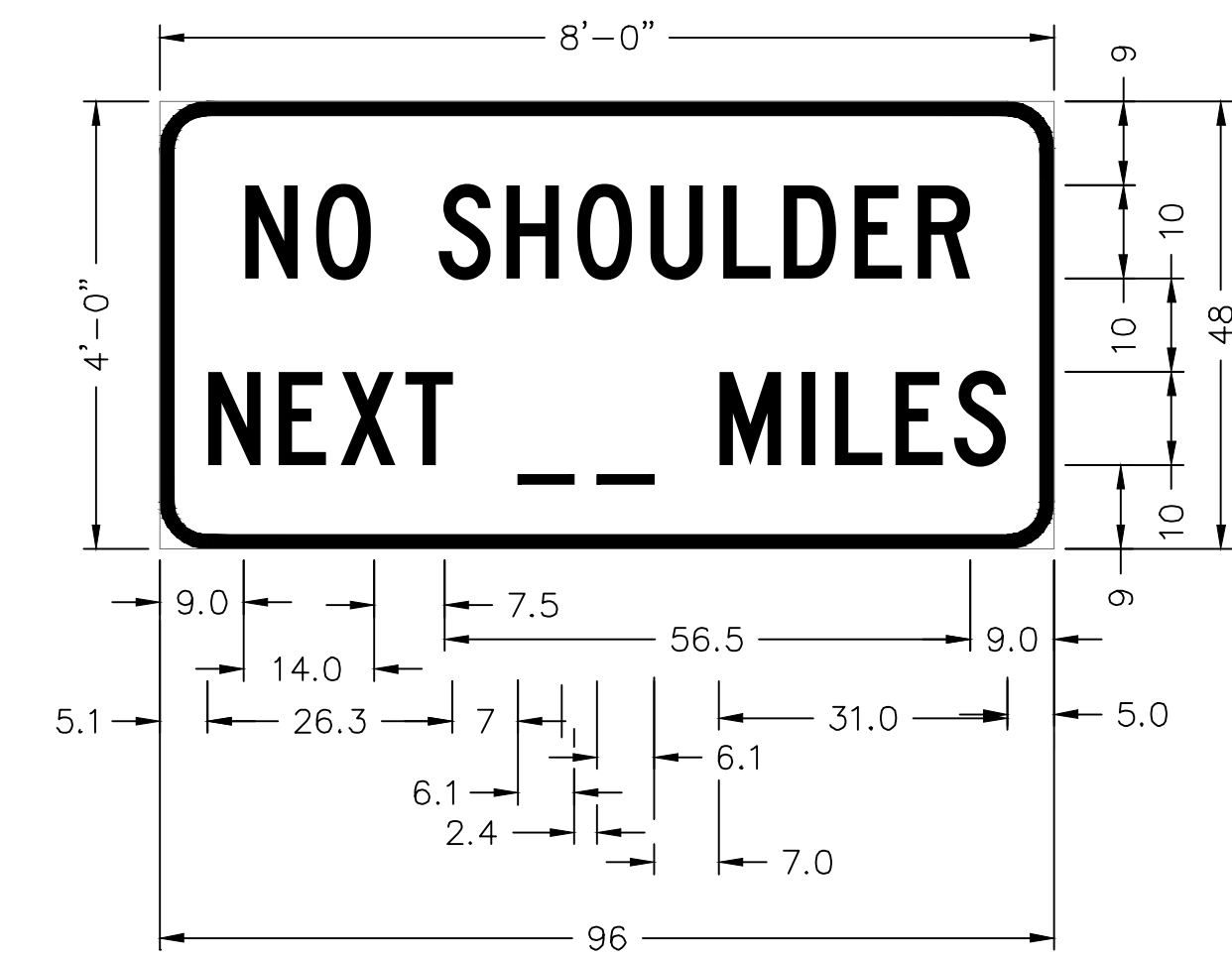
PENNSYLVANIA TURNPIKE COMMISSION  
 STANDARD DRAWING  
 FILE NAME: PTS-960-1.dwg  
 DRAWING TYPE: 5A  
 SHEET 1 OF 5  
 DATE: DECEMBER 2019  
 PTS-960



MPT-10

1.5" Border With 5.0" Radius  
Black on Orange

8" LET. (SERIES D)	8" LET. (SERIES D)	8" LET. (SERIES D)
12.5 -	34.0 -	8.9 -
6.4 - T	8.2 - A	6.9 - C
7.5 - O	7.2 - R	7.5 - O
6.4 - L	5.9 - E	7.3 - N
4.8 - L	6.7 - A	6.8 - S
12.0 -	34.0 -	6.4 - T
7.3 - P	96.0	7.3 - R
5.4 - L		7.2 - U
8.1 - A		6.4 - C
6.4 - Z		6.4 - T
6.7 - A		3.1 - I
12.5 -		7.5 - O
96.0		5.4 - N
		8.9 -
		96.0

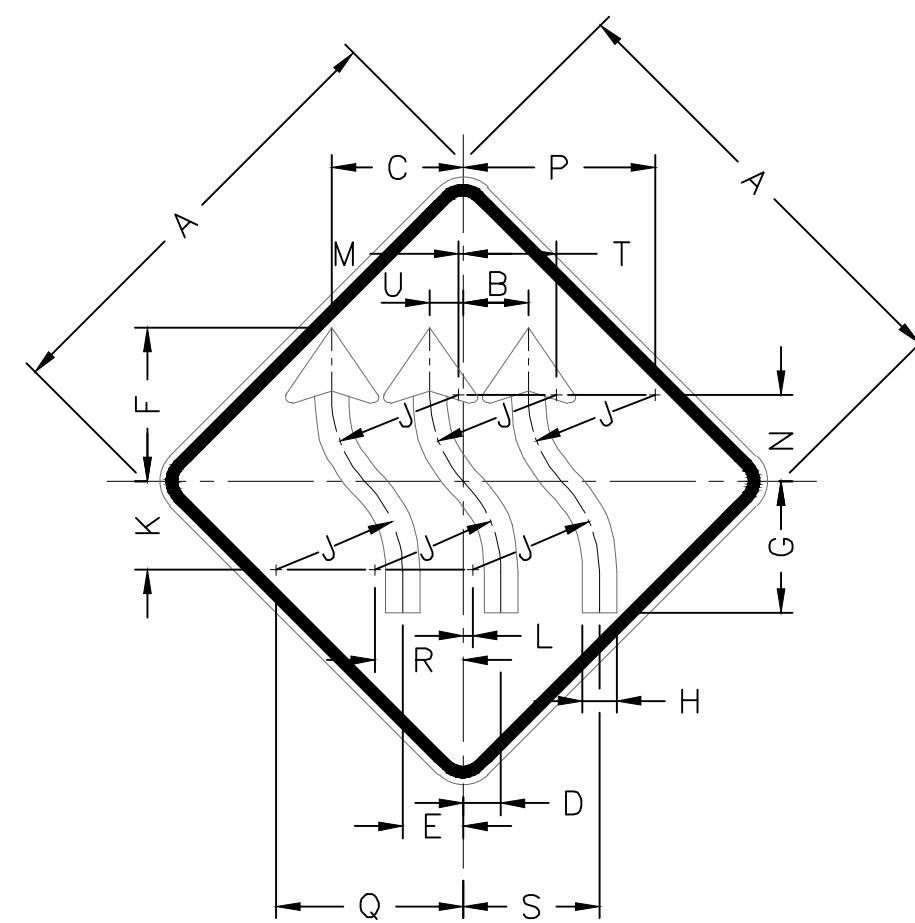


MPT-31

1.5" Border With 5.0" Radius  
Black on Orange

10" LET. (SERIES C)	10" LET. (SERIES C)
9.1 -	5.7 -
7.5 - N	7.6 - N
5.8 - O	6.7 - E
7.5 -	7.0 - X
7.6 - S	5.0 - T
7.6 - H	*7.0 -
7.8 - O	13.3 -
7.6 - U	*7.0 -
6.7 - L	8.6 - M
7.6 - D	3.5 - I
6.7 - E	6.7 - L
5.4 - R	6.7 - E
9.1 -	5.5 - S
96.0	5.7 -
	96.0

\* INDICATES  
MINIMUM SPACING

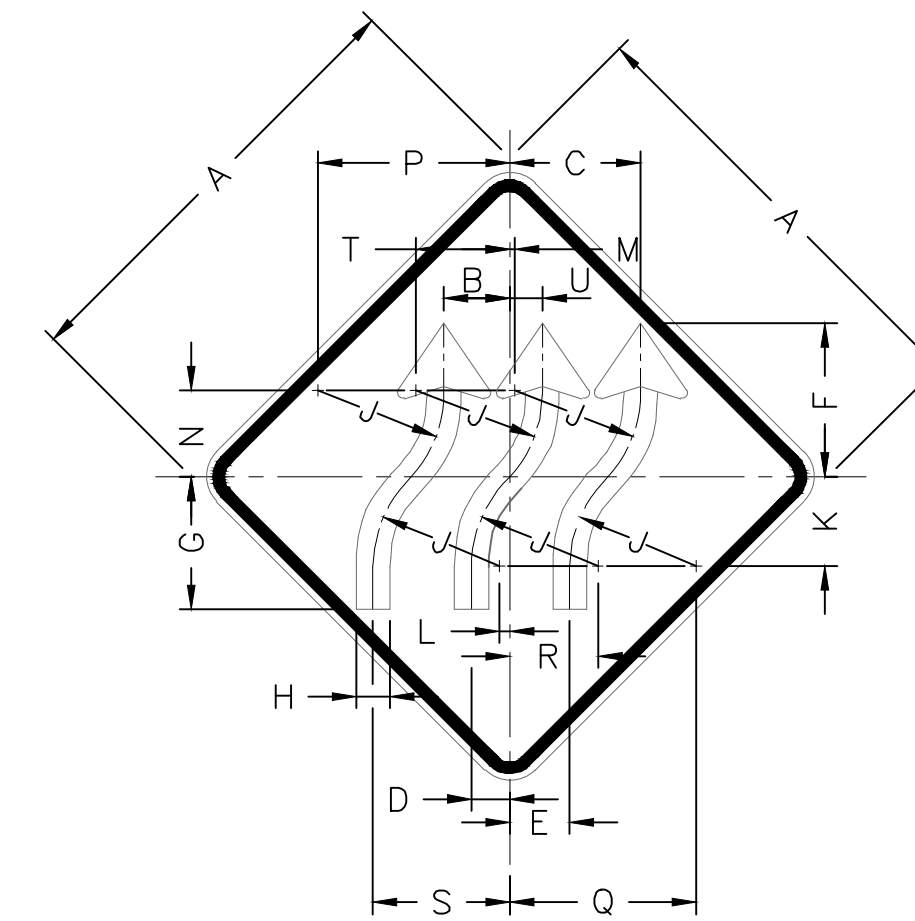


W1-4CL

SIGN SIZE	DIMENSIONS										
	A	B	C	D	E	F	G	H	J	K	L
48X48	48	7	13 <sup>3</sup> / <sub>10</sub>	4 <sup>1</sup> / <sub>10</sub>	6 <sup>7</sup> / <sub>5</sub>	16 <sup>3</sup> / <sub>10</sub>	14	3 <sup>3</sup> / <sub>5</sub>	13 <sup>2</sup> / <sub>5</sub>	9 <sup>3</sup> / <sub>5</sub>	1 <sup>1</sup> / <sub>10</sub>

SIGN SIZE	DIMENSIONS							MARGIN	BORDER	BLANK STD.
	M	N	P	Q	R	S	U			
48X48	1/2	9	20 <sup>2</sup> / <sub>5</sub>	19 <sup>2</sup> / <sub>5</sub>	9 <sup>2</sup> / <sub>5</sub>	14 <sup>1</sup> / <sub>2</sub>	10	3 <sup>1</sup> / <sub>2</sub>	1/8	B3-48




W1-4CR

SIGN SIZE	DIMENSIONS										
	A	B	C	D	E	F	G	H	J	K	L
48X48	48	7	13 <sup>3</sup> / <sub>10</sub>	4 <sup>1</sup> / <sub>10</sub>	6 <sup>7</sup> / <sub>5</sub>	16 <sup>3</sup> / <sub>10</sub>	14	3 <sup>3</sup> / <sub>5</sub>	13 <sup>2</sup> / <sub>5</sub>	9 <sup>3</sup> / <sub>5</sub>	1 <sup>1</sup> / <sub>10</sub>

SIGN SIZE	DIMENSIONS							MARGIN	BORDER	BLANK STD.	
	M	N	P	Q	R	S	T				
48X48	1/2	9	20 <sup>2</sup> / <sub>5</sub>	19 <sup>2</sup> / <sub>5</sub>	9 <sup>2</sup> / <sub>5</sub>	14 <sup>1</sup> / <sub>2</sub>	10	3 <sup>1</sup> / <sub>2</sub>	1/8	1 <sup>1</sup> / <sub>5</sub>	B3-48

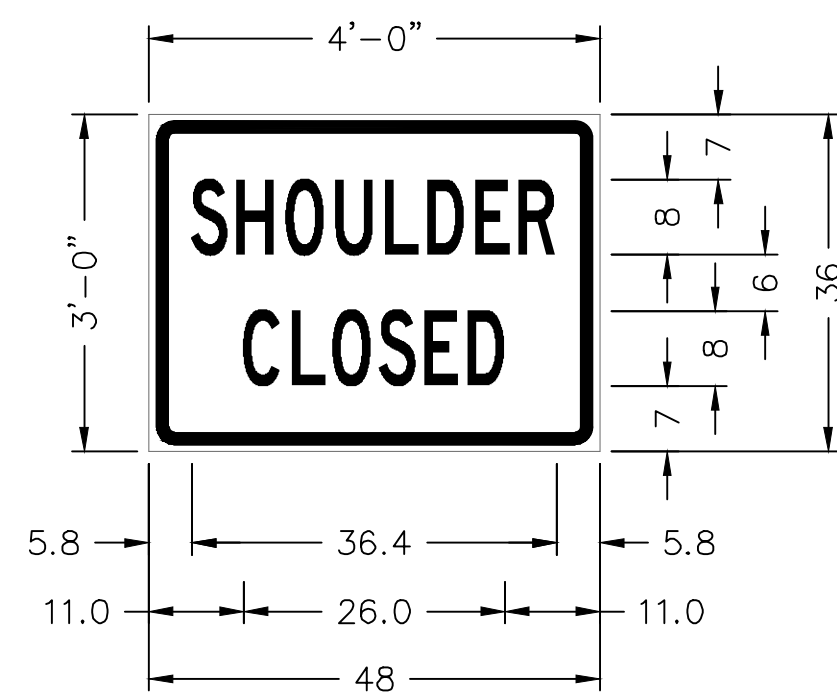
- NOTES:  
1. ALL SIGN DIMENSIONS ARE IN INCHES, UNLESS OTHERWISE NOTED.  
2. SIGN SHOWN IS NOT TO SCALE.



RECOMMENDED: DECEMBER 31, 2019  
*Gary L. Smith*  
 ASSISTANT CHIEF ENGINEER - DESIGN  
 APPROVED: DECEMBER 30, 2019  
*[Signature]*  
 CHIEF ENGINEER

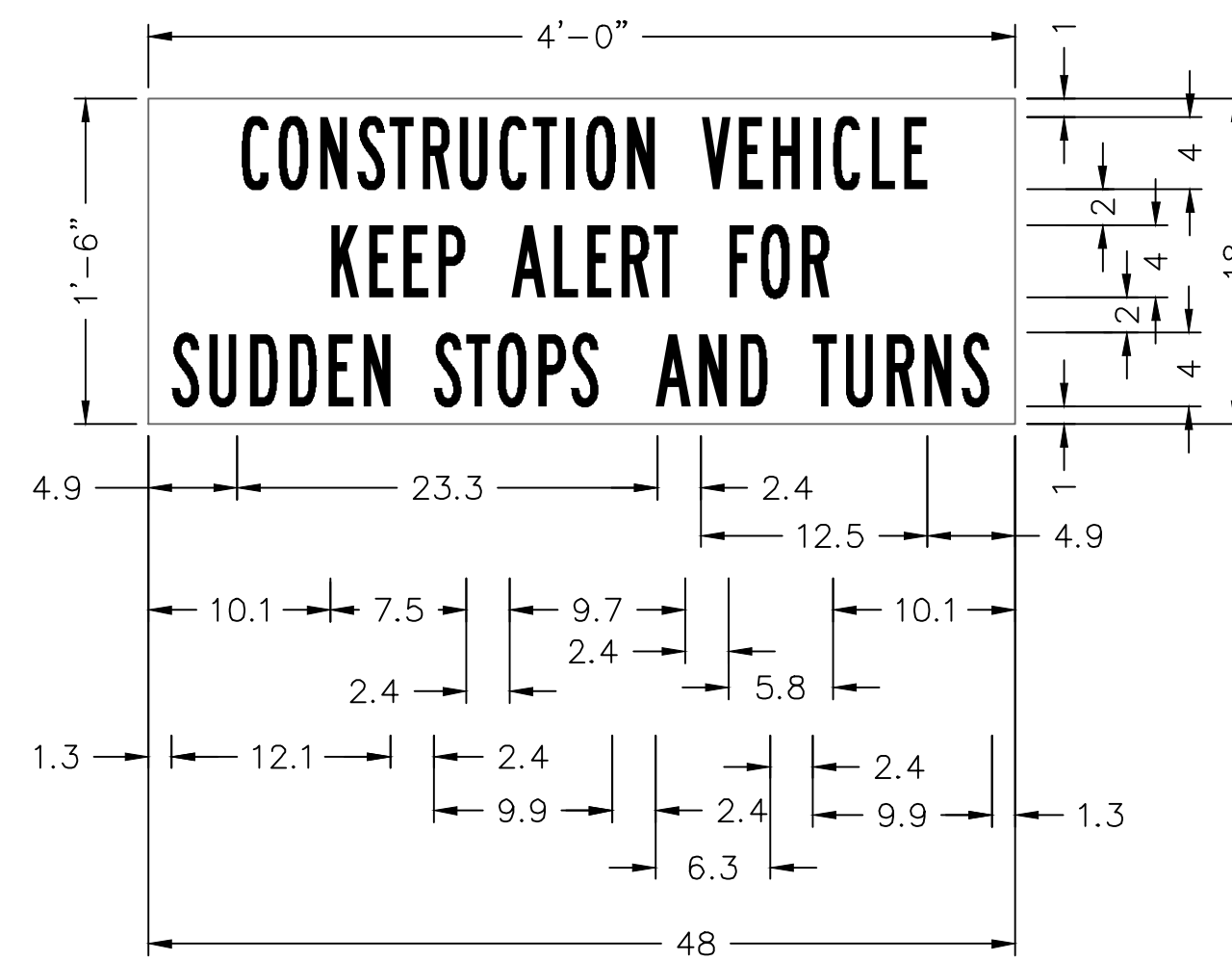
CONSTRUCTION AND MAINTENANCE  
 MAINTENANCE AND PROTECTION OF TRAFFIC  
 SIGN FABRICATION

PENNSYLVANIA TURNPIKE COMMISSION STANDARD DRAWING	
FILE NAME: PTS-960-2.dwg	SHEET 2 OF 5
DRAWING TYPE: 5A	
DATE: DECEMBER 2019	PTS-960



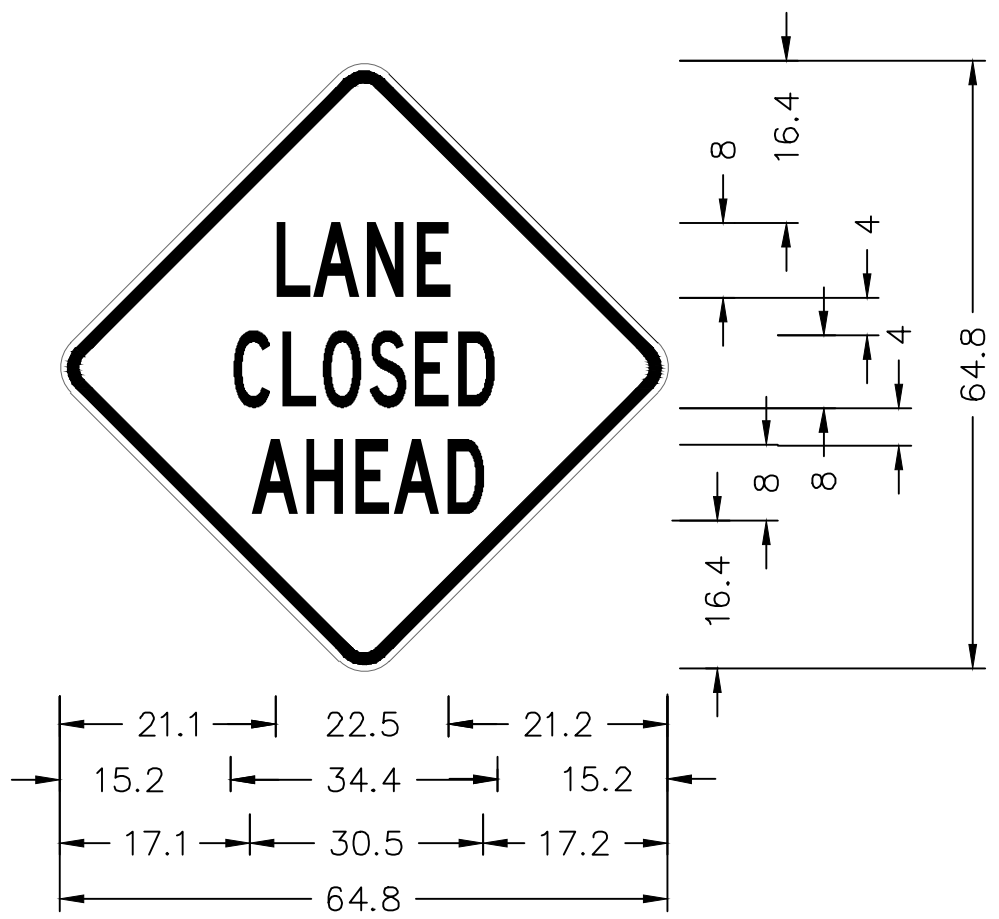
**MPT-34**  
1.2" Border With 0.8" Radius  
Black on Orange

8" LET. (SERIES B)	8" LET. (SERIES B)
5.8 -	11.0 -
4.9 - S	4.6 - C
4.9 - H	4.2 - L
5.1 - O	4.8 - O
4.8 - U	4.8 - S
4.2 - L	4.2 - E
4.9 - D	3.4 - D
4.2 - E	11.0 -
3.4 - R	48.0
5.8 -	
<u>48.0</u>	



**MPT-37**  
Black on Orange

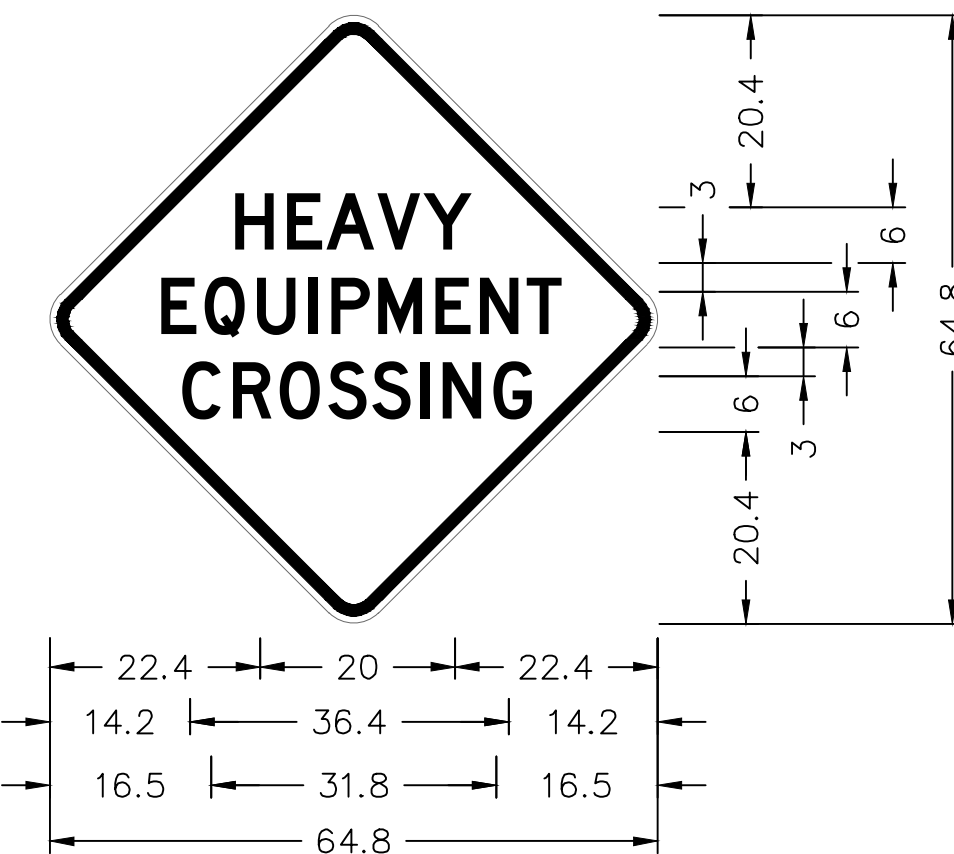
4" LET. (SERIES B)	4" LET. (SERIES B)	4" LET. (SERIES B)
4.9 -	10.1 -	1.3 -
2.0 - C	2.1 - K	2.1 - S
2.3 - O	1.8 - E	2.1 - U
2.1 - N	1.9 - E	2.2 - D
2.1 - S	4.1 - P	2.1 - D
1.8 - T	2.5 - A	1.9 - E
2.2 - R	1.8 - L	4.1 - N
2.1 - U	1.9 - E	2.0 - S
1.9 - C	2.0 - R	1.9 - T
1.9 - T	3.9 - T	2.2 - O
0.9 - I	1.9 - F	2.1 - P
2.3 - O	2.3 - O	4.1 - S
4.1 - N	1.6 - R	2.4 - A
2.2 - V	10.1 -	2.2 - N
1.8 - E	48.0	4.1 - D
2.2 - H		1.8 - T
0.9 - I		2.2 - U
2.1 - C		2.1 - R
1.8 - L		2.1 - N
1.5 - E		1.7 - S
4.9 -		1.3 -
<u>48.0</u>		<u>48.0</u>



48" Across Sides, 0.9" Border, 0.6" Indent With 3.8" Radius  
Black on Orange

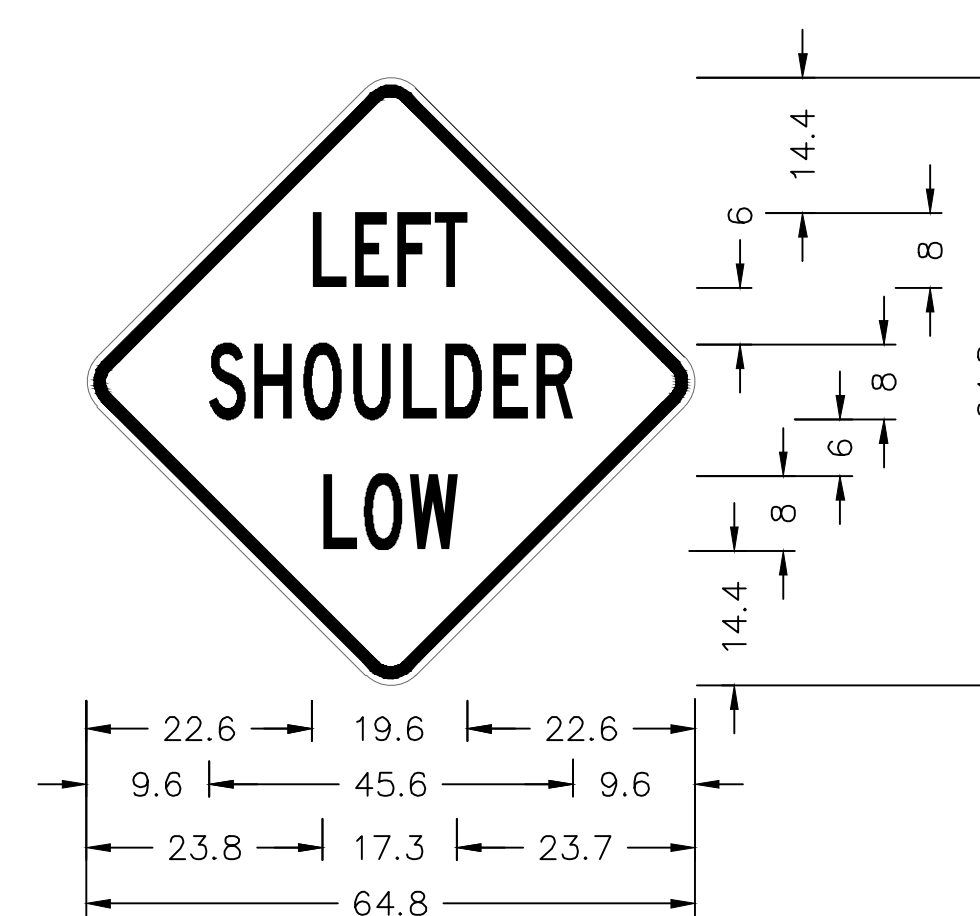
**PTC-LCA**

8" LET. (SERIES D)	8" LET. (SERIES D)	8" LET. (SERIES D)
21.1 -	15.2 -	17.1 -
5.0 - L	5.9 - C	7.1 - A
6.9 - A	5.4 - L	5.8 - H
5.7 - N	6.2 - O	5.2 - E
4.9 - E	6.1 - S	7.0 - A
21.2 -	5.4 - E	5.4 - D
64.8	5.4 - D	17.2 -
	15.2 -	64.8
	<u>64.8</u>	



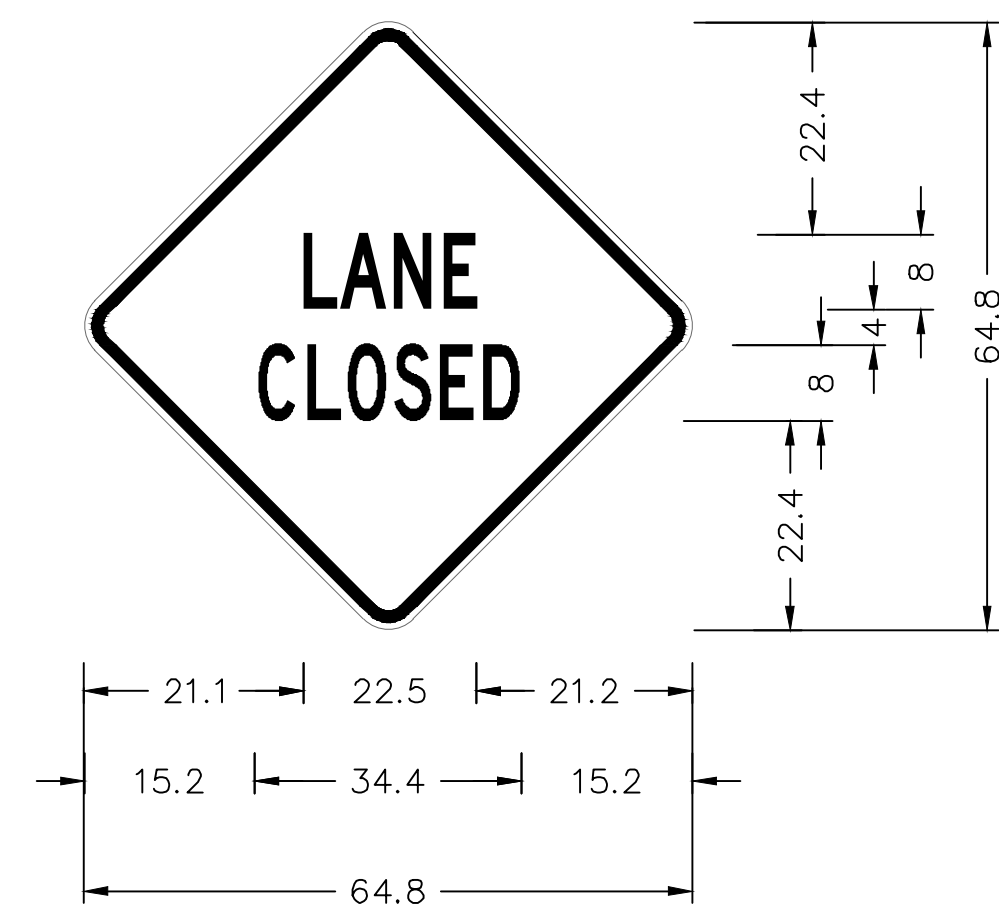
48" Across Sides, 0.8" Border, 0.4" Indent With 3.8" Radius  
Black on Orange

6" LET. (SERIES C)	6" LET. (SERIES C)	6" LET. (SERIES C)
22.4 -	14.2 -	16.5 -
4.5 - H	4.0 - E	4.3 - C
3.7 - E	4.7 - Q	4.3 - R
4.1 - A	4.6 - U	4.4 - O
4.0 - V	2.1 - I	4.3 - S
3.7 - Y	4.5 - P	4.6 - S
22.4 -	5.2 - M	2.1 - I
64.8	4.0 - E	4.5 - N
	4.3 - N	3.3 - G
	3.0 - T	16.5 -
	14.2 -	64.8
	<u>64.8</u>	



48" Across Sides, 0.8" Border, 0.4" Indent With 3.8" Radius  
Black on Orange

8" LET. (SERIES C)	8" LET. (SERIES C)	8" LET. (SERIES C)
22.6 -	9.6 -	23.8 -
5.3 - L	6.0 - S	5.4 - L
5.4 - E	6.1 - H	5.9 - O
4.9 - F	6.3 - O	6.0 - W
4.0 - T	6.0 - U	23.7 -
22.6 -	5.4 - L	64.8
64.8	6.1 - D	
	5.3 - E	
	4.4 - R	
	9.6 -	
	<u>64.8</u>	




48" Across Sides, 0.9" Border, 0.6" Indent With 3.8" Radius  
Black on Orange

**PTC-LC**

8" LET. (SERIES D)	8" LET. (SERIES D)
21.1 -	15.2 -
5.0 - L	5.9 - C
6.9 - A	5.4 - L
5.7 - N	6.2 - O
4.9 - E	6.1 - S
21.2 -	5.4 - E
64.8	5.4 - D
	15.2 -
	<u>64.8</u>

NOTES:  
1. ALL SIGN DIMENSIONS ARE IN INCHES, UNLESS NOTED OTHERWISE.  
2. SIGN SHOWN IS NOT TO SCALE.



RECOMMENDED: DECEMBER 31, 2019  
*Gary L. Smith*  
 ASSISTANT CHIEF ENGINEER - DESIGN  
 APPROVED: DECEMBER 30, 2019  
*[Signature]*  
 CHIEF ENGINEER



**CONSTRUCTION AND MAINTENANCE  
 MAINTENANCE AND PROTECTION OF TRAFFIC  
 SIGN FABRICATION**

**PENNSYLVANIA TURNPIKE COMMISSION  
 STANDARD DRAWING**

FILE NAME: PTS-960-3.dwg	SHEET 3 OF 5
DRAWING TYPE: 5A	
DATE: DECEMBER 2019	PTS-960


### TABULATION OF MPT SIGNS

SIGN	SIZE	LEGEND	BACK-GROUND	COPY	BORDER	ARROWS
D12-14A	3' x 2.5'	EMERGENCY CELLULAR *11	BLUE	WHITE	WHITE	_____
MPT-01	3' x 4'	CROSSOVER 500 FT	ORANGE	BLACK	BLACK	_____
MPT-03	3' x 4'	CROSSOVER 1500 FT	ORANGE	BLACK	BLACK	_____
MPT-05	5' x 5'	EXIT NEXT RIGHT	GREEN	WHITE	WHITE	_____
MPT-06	5' x 5'	EXIT 	GREEN	WHITE	WHITE	WHITE
MPT-07	5' x 4'	 NEXT RIGHT	BLUE	WHITE	WHITE	_____
MPT-08	5' x 5'		BLUE	WHITE	WHITE	WHITE
MPT-10	8' x 4'	TOLL PLAZA AREA CONSTRUCTION	ORANGE	BLACK	BLACK	_____

SIGN	SIZE	LEGEND	BACK-GROUND	COPY	BORDER	ARROWS
MPT-31	8' x 4'	NO SHOULDER NEXT __ MILES	ORANGE	BLACK	BLACK	_____
MPT-34	4' x 3'	SHOULDER CLOSED	ORANGE	BLACK	BLACK	_____
MPT-36	4' x 4'	HEAVY EQUIPMENT CROSSING	ORANGE	BLACK	BLACK	_____
MPT-37	4' x 1.5'	CONSTRUCTION VEHICLE KEEP ALERT FOR SUDDEN STOPS AND TURNS	ORANGE	BLACK	_____	_____
MPT-38	4' x 4'	LEFT SHOULDER LOW	ORANGE	BLACK	BLACK	_____
W1-4CL	4' x 4'		ORANGE	BLACK	BLACK	BLACK
W1-4CR	4' x 4'		ORANGE	BLACK	BLACK	BLACK
PTC-LC	4' x 4'	LANE CLOSED	ORANGE	BLACK	BLACK	_____
PTC-LCA	4' x 4'	LANE CLOSED AHEAD	ORANGE	BLACK	BLACK	_____

**GENERAL NOTES:**

1. PROVIDE ALL OTHER SIGNS PER PENNDOT PUB. 236 AND SIZED AS INDICATED FOR EXPRESSWAYS AND INTERSTATES.
2. PROVIDE SIGNS WITH PENNDOT TYPE XI REFLECTIVE SHEETING MATERIAL. BLACK LEGEND AND BORDER IS NON-REFLECTIVE.
3. EXISTING MPT-07 AND MPT-08 MAY ONLY BE USED FOR THE REMAINDER OF THEIR SERVICEABLE LIFE.


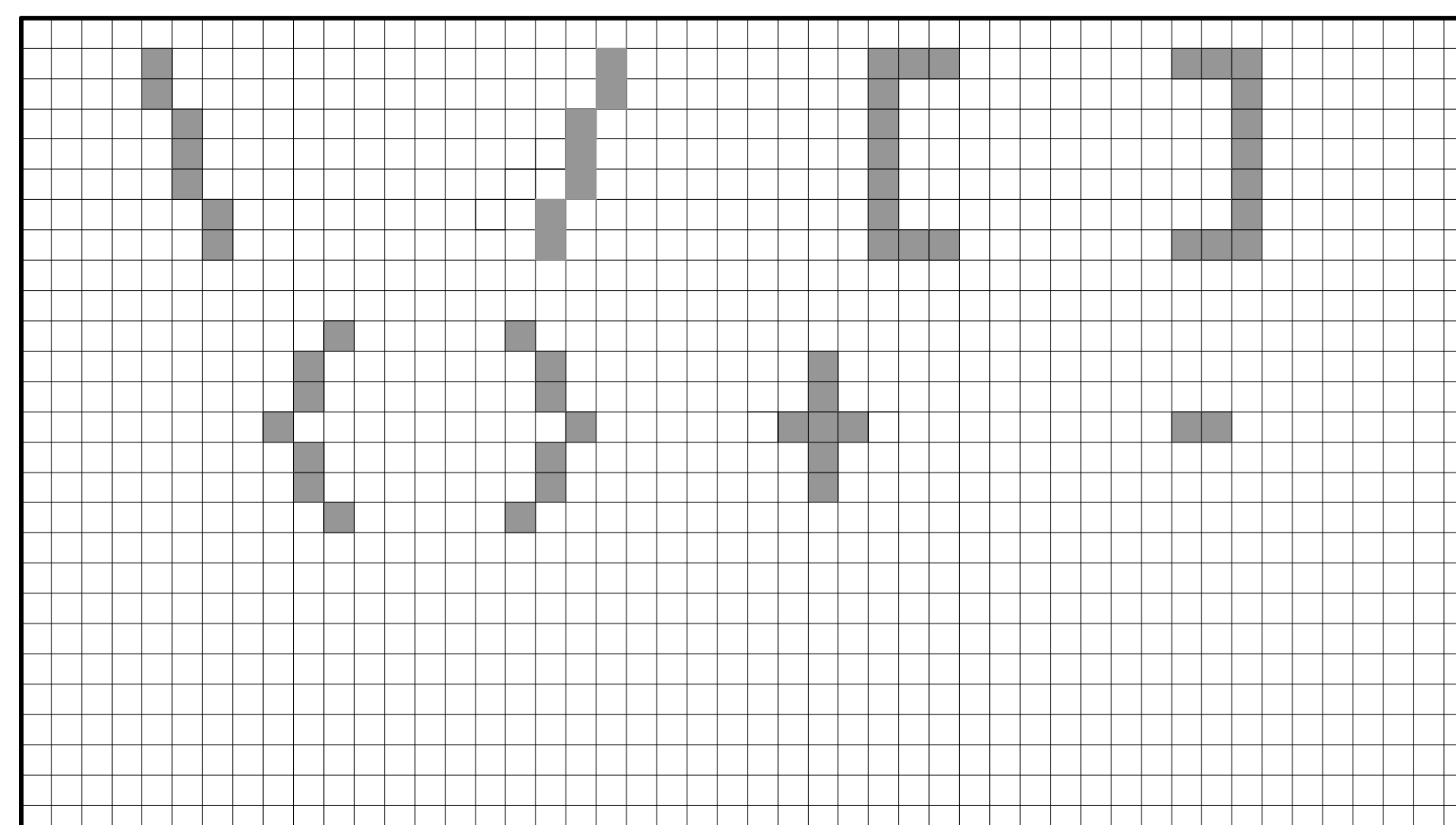

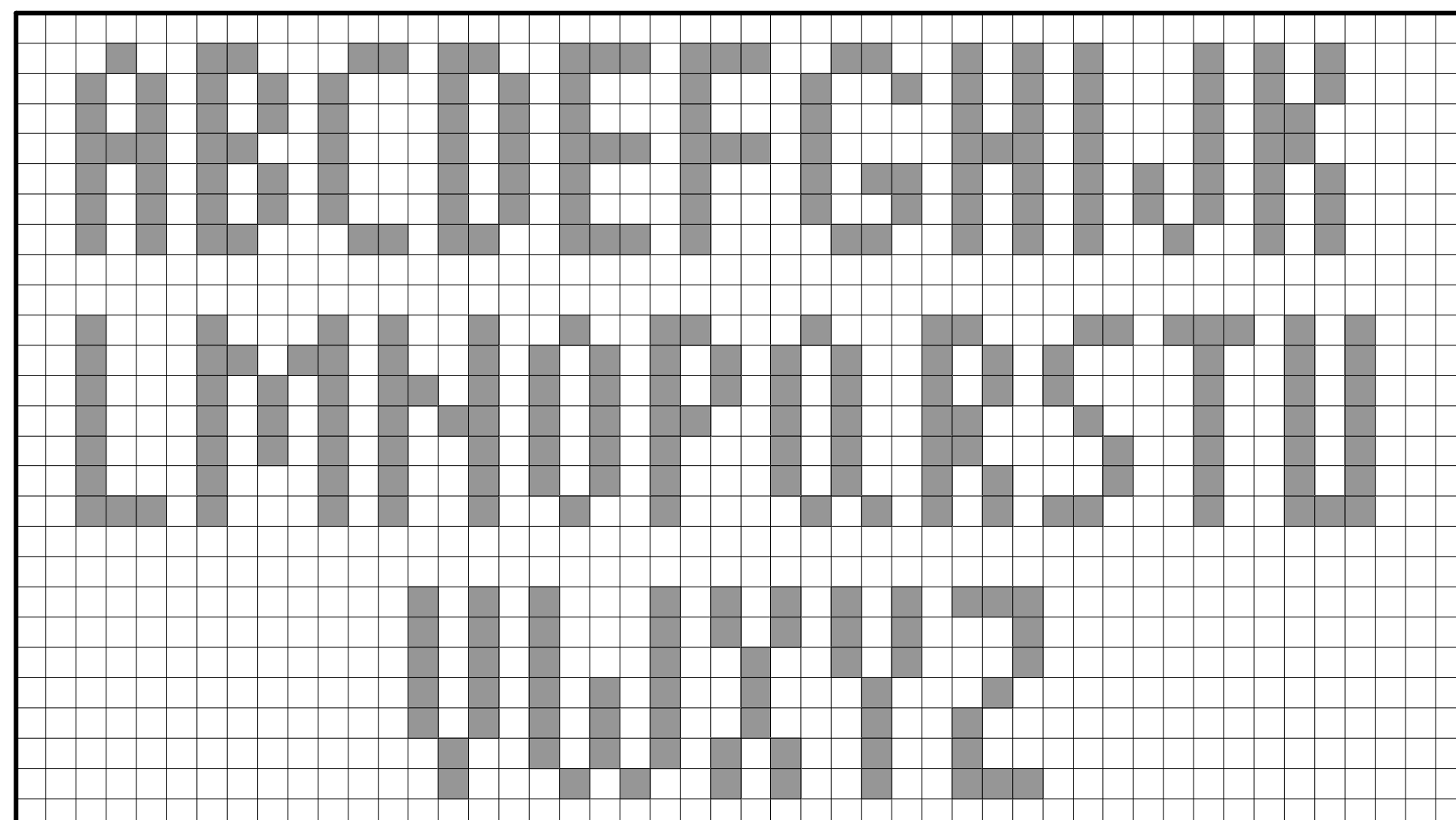


RECOMMENDED: DECEMBER 31, 2019  
*Gayle Gilman*  
 ASSISTANT CHIEF ENGINEER - DESIGN  
 APPROVED: DECEMBER 30, 2019  
*[Signature]*  
 CHIEF ENGINEER

**CONSTRUCTION AND MAINTENANCE  
 MAINTENANCE AND PROTECTION OF TRAFFIC  
 GENERAL NOTES AND TABULATION OF SIGNS**

**PENNSYLVANIA TURNPIKE COMMISSION  
 STANDARD DRAWING**

FILE NAME: PTS-960-4.dwg	SHEET 4 OF 5
DRAWING TYPE: 5A	
DATE: DECEMBER 2019	PTS-960



RECOMMENDED: DECEMBER 31, 2019  
*Gary L. Gilman*  
ASSISTANT CHIEF ENGINEER - DESIGN  
APPROVED: DECEMBER 30, 2019  
*[Signature]*  
CHIEF ENGINEER

CONSTRUCTION AND MAINTENANCE  
MAINTENANCE AND PROTECTION OF TRAFFIC  
PCMS CONDENSED FONT DETAILS

PENNSYLVANIA TURNPIKE COMMISSION  
STANDARD DRAWING  
FILE NAME: PTS-960-5.dwg  
DRAWING TYPE: 5A  
DATE: DECEMBER 2019  
SHEET 5 OF 5  
PTS-960